

# What do you know about first year students at Texas A&M?

We asked 1000 first year students in Fall 2000 and received responses from 804 of them.

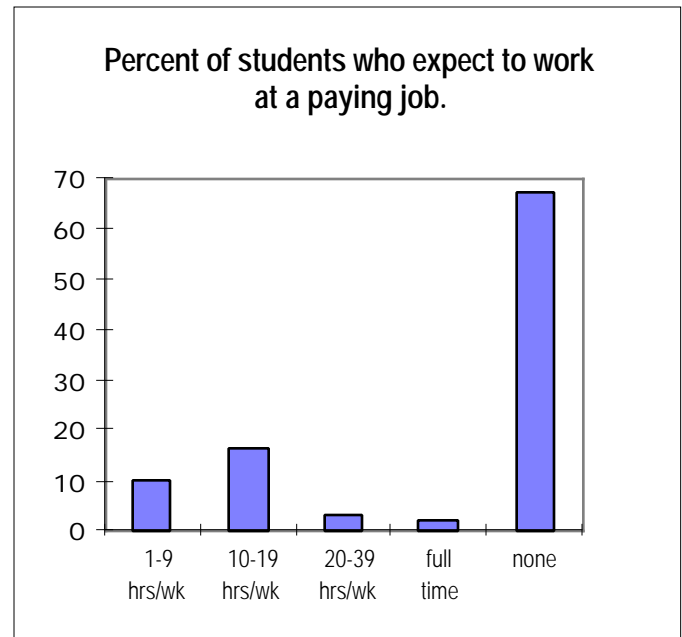
Here is what they said about:

---

## Working

**How much time per week do you expect you will be working at a paying job?**

Job	Count	%
1-9 hrs/wk	82	10.199
10-19 hrs/wk	133	16.542
20-39 hrs/wk	28	3.483
full time (40 hrs/wk or more)	18	2.239
none	543	67.537

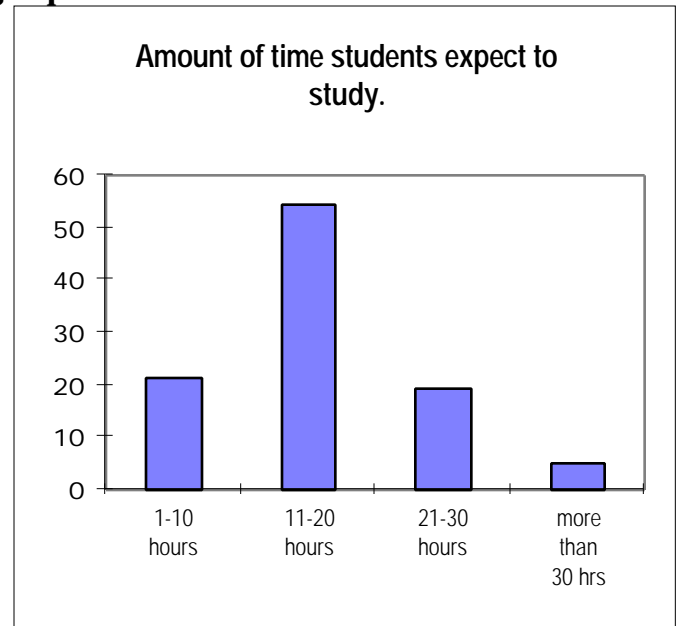


---

## Studying

On the average, how much time per week do you expect you will be studying, doing homework, or writing reports?

Studying	Count	%
1-10 hours	172	21.420
11-20 hours	438	54.545
21-30 hours	154	19.178
more than 30 hrs	39	4.857

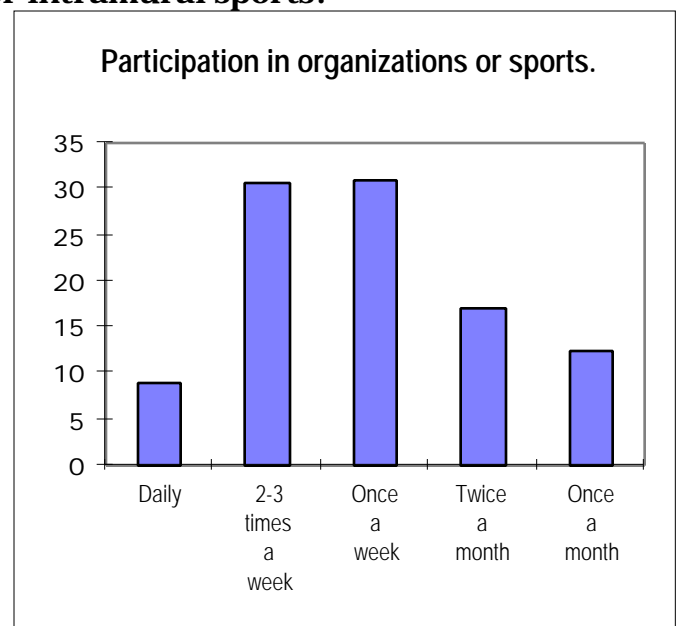


---

## Participating

On the average, how often do you expect you will participate in student organizations, such as clubs or intramural sports?

Participation	Count	%
Daily	72	8.966
2-3 times a week	246	30.635
Once a week	248	30.884
Twice a month	136	16.936
Once a month	101	12.578

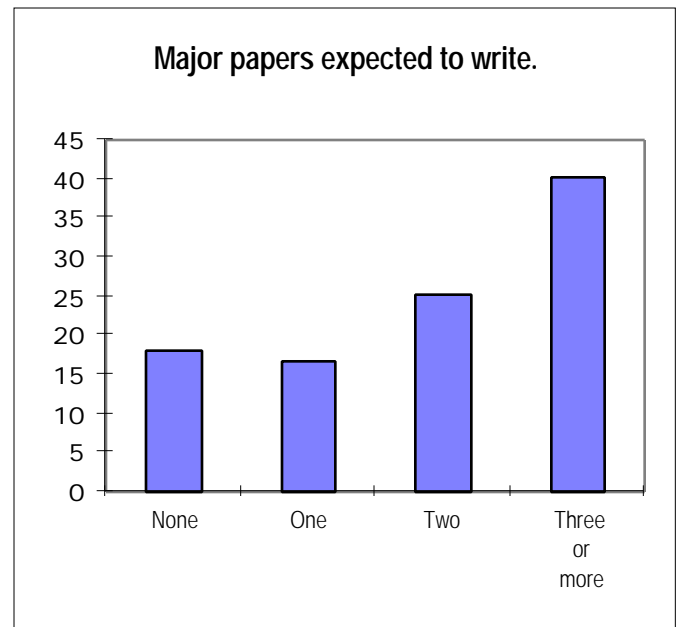


---

## Writing

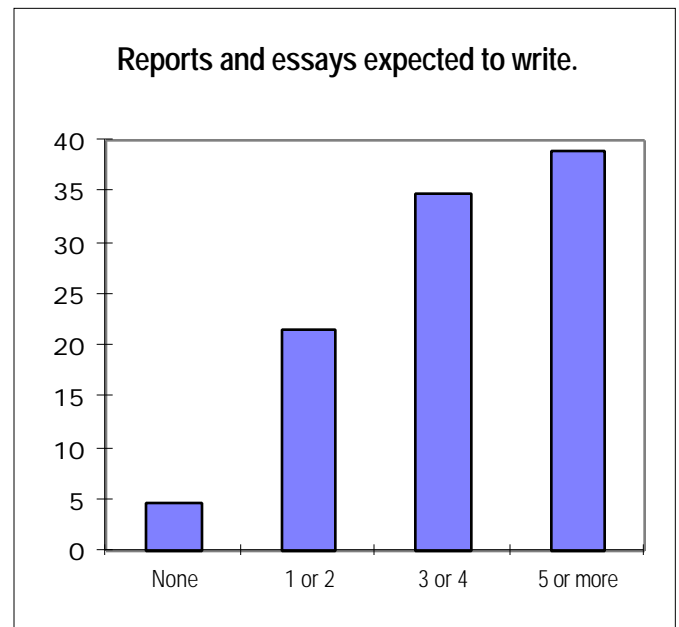
**Over the upcoming year, how many major papers (20 pages or more) do you expect you will have to write?**

Papers	Count	%
None	145	18.080
One	133	16.584
Two	202	25.187
Three or more	322	40.150



**Over the upcoming year, how many reports or essay exams do you expect you will have to write?**

Essays	Count	%
None	37	4.619
1-2	173	21.598
3-4	279	34.831
5 or more	312	38.951

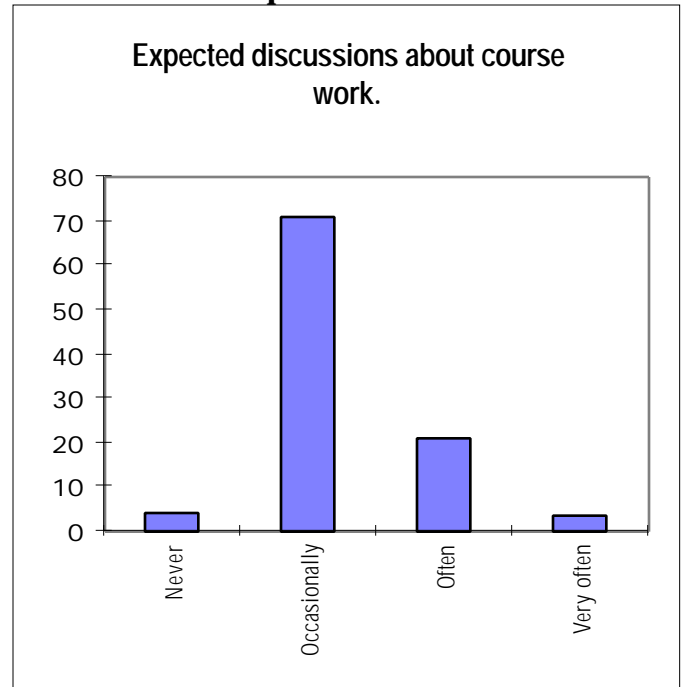


---

## Faculty

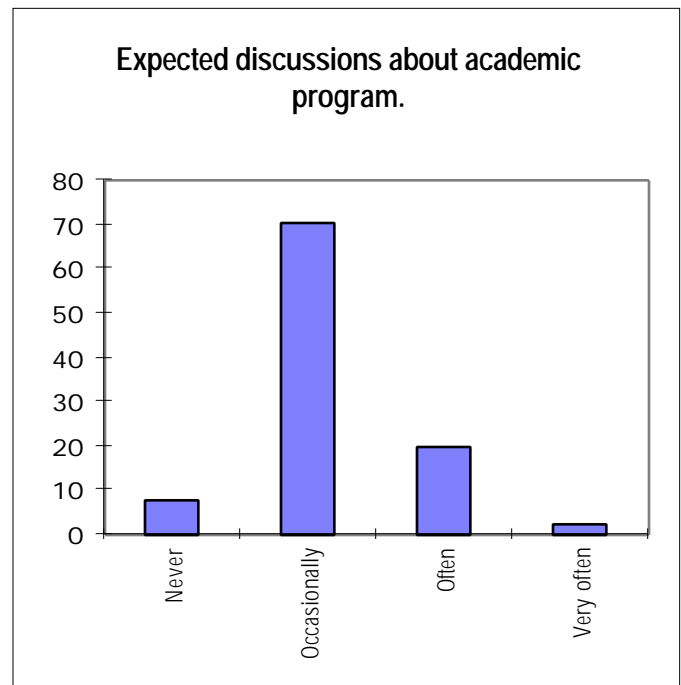
**How often do you expect to meet your instructors outside of class to talk about your grades, course assignments or make-up work?**

Course work	Count	%
Never	35	4.380
Occasionally	566	70.839
Often	167	20.901
Very often	31	3.880



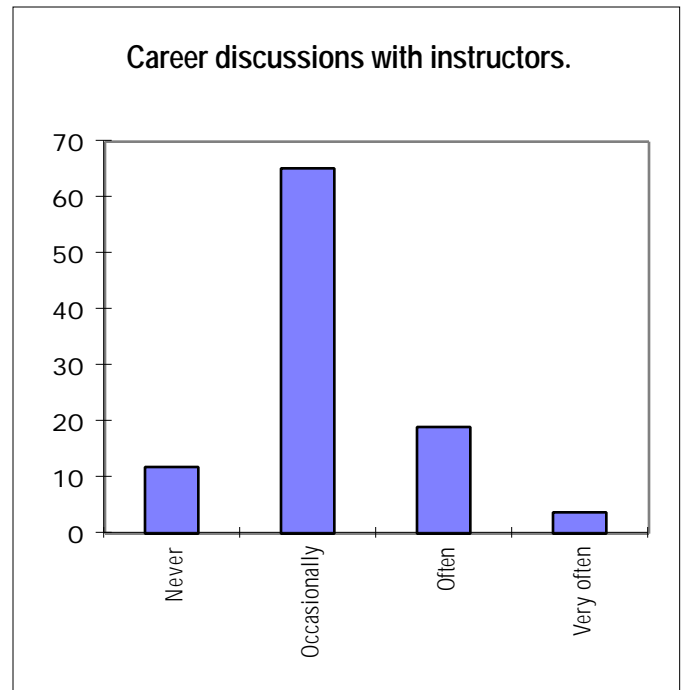
**How often do you expect to talk about your academic program with a faculty member?**

Academic program	Count	%
Never	62	7.760
Occasionally	561	70.213
Often	157	19.650
Very often	19	2.378



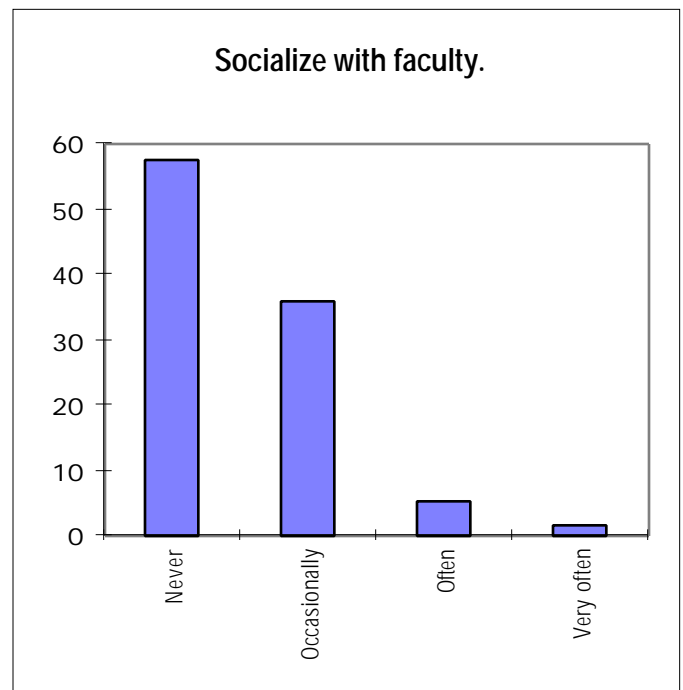
**How often do you expect to discuss your career plans with a faculty member?**

Career	Count	%
Never	95	11.890
Occasionally	522	65.332
Often	153	19.149
Very often	29	3.630



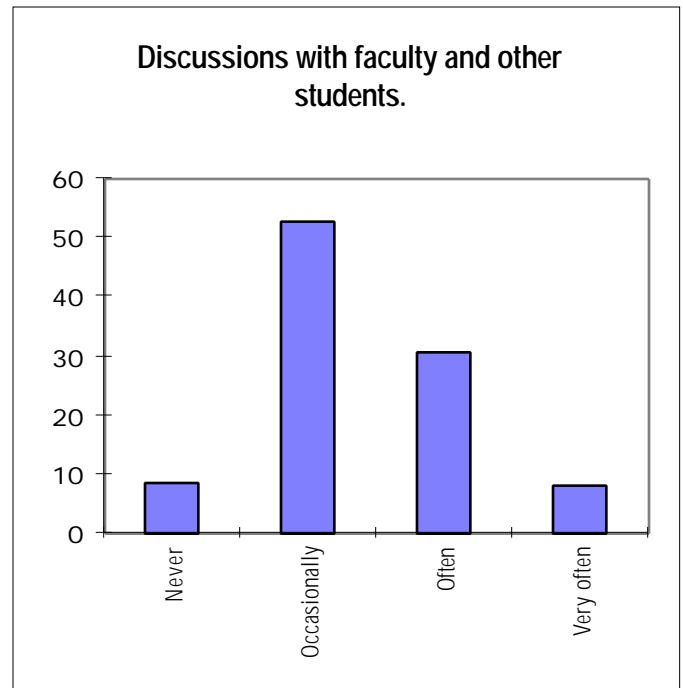
**How often do you expect to socialize with a faculty member outside of class? (have a soft drink, snack, etc.)**

Socialize	Count	%
Never	460	57.572
Occasionally	286	35.795
Often	41	5.131
Very often	12	1.502



**How often do you expect to participate in a discussion with other students and faculty members outside of class?**

Discussion	Count	%
Never	67	8.385
Occasionally	423	52.941
Often	245	30.663
Very often	64	8.010



For the remainder of the survey, see Measurement and Research Services, Data summary 204, First Year Expectations Survey. You may obtain it from Measurement and Research Services, 845-0532 or <http://www.tamu.edu.marshome/surveys/DS204.pdf>.